

# OUR CLASS SCHOOL SUPPLY LIST

2024-2025 School Year

- #2 Pencils
- Pencil case
- Erasers
- Small sharpener
- Scissors
- Glue Stick-4
- Markers
- Crayons
- Colored pencils
- Folder-6
- Highlighter
- Notebook-6
- Ruler
- Backpack
- Box of tissues
- Hand Sanitizer

BACK TO  
SCHOOL





# Mail Call

The main idea tells what a story or paragraph is mostly about.

Read the letters Tyler wrote from camp and those he received. Write the main idea for each letter.

Dear Mom and Dad,

Saturday, June 7

Camp is great! I have made a lot of new friends. Jimmy is from California, Malik is from Iowa, and Tony is from Missouri. We have a great time together, swimming, canoeing, and hiking! At night we sometimes sit around a campfire and toast marshmallows. Sometimes one of our camp leaders tells a story. Jimmy, Malik, Tony, and I think the stories are lots of fun!

One thing that is different from last year is how many bugs there are! I know that scientists discover thousands of new insect species each year, and I think they could discover even more here! I have at least 100 itchy mosquito bites and about 20 fire ant bites. Every time I go outside, horseflies chase me, too! Other than all these buggy bugs, I'm having the best time!

Love,  
Tyler

Main idea \_\_\_\_\_

Dear Tyler,

Tuesday, June 10

Are you sure you are okay? All of those bugs sound awful! Have you used all of the "Itch-Be-Gone" cream I got you? You know how your feet swell if you don't use the cream! How about the "Ants 'R Awful" lotion for the ant bites? You and your Aunt Lisa have always seemed to attract those nasty fire ants.

Tyler, I am very happy that you have met new friends and that you are having fun together. It's also great that you're enjoying all sorts of activities at camp. But, please be careful. I don't want you or your friends to get hurt. You should only go swimming when there's a lifeguard on duty. Also, don't forget your manners. Always be nice and polite to your friends and camp leaders. Please be careful. I want you home safely.

Love,  
Mom

Main idea \_\_\_\_\_



# Honoring Heroes

**Read about Washington, D.C.**

**Then, answer the questions on the next page.**

Details in a story give information about the main idea and help the reader better understand the story.


Washington, D.C., is the capital of the United States. It is located between Virginia and Maryland on the Potomac River. Washington, D.C., is also the headquarters of the federal government. This incredible city is a symbol of United States history and the home of many of the country's important historical landmarks.

Many of Washington, D.C.'s, famous landmarks are located on the National Mall. The Mall is a long, narrow, parklike area with large open spaces in the middle of the city. It is home to the White House, and the U.S. Capitol, where Congress meets. The Mall is also dedicated to honoring the history of the United States. Memorials for presidents George Washington, Abraham Lincoln, Thomas Jefferson, and Franklin D. Roosevelt can all be found on the Mall. There are also memorials honoring Americans who fought in the Korean and Vietnam Wars.

Near the Lincoln Memorial is another memorial. It is the National World War II Memorial. This memorial honors Americans who fought and supported the United States during World War II. The U.S. fought in this war from 1941 to 1945. The memorial features a Rainbow Pool, two giant arches, a ring of stone columns, and a wall covered with gold stars. Each star represents 100 Americans who died while fighting in World War II.

Bob Dole, a former senator and World War II veteran, worked tirelessly to get this memorial built. He said that the memorial would remind Americans of the value of freedom. "Freedom is not free," says Dole. "It must be earned . . ."

More than \$190 million was raised to build the memorial. Many businesses, private groups, and schools donated money to this cause. The memorial was completed in 2004.





1 Where is Washington, D.C., located? \_\_\_\_\_

2 Write three facts about Washington, D.C. \_\_\_\_\_

3 Which four presidents are memorialized on the National Mall?

4 Besides the four presidents, who else is honored on the Mall?

5 What is the name of the World War II memorial?

6 Why was it built? \_\_\_\_\_

7 How long did the United States fight in World War II? \_\_\_\_\_

8 What are some features of the 2004 memorial? \_\_\_\_\_

9 What World War II veteran worked hard to get the memorial built? \_\_\_\_\_

10 What remembrance did Dole say the memorial would bring to the minds of people?



## A Very Colorful House

Jackson was excited! He and his family were on their way to the White House. Jackson could not wait to see the president's official **residence**. After standing in a long line, Jackson, his sister, and their parents were allowed to enter the 132-room, six-floor **mansion**. They entered through the East **Wing**. Jackson knew that he and his family were only four of the 6,000 people who would visit this **incredible** house that day.

The first room they were shown by the **guide** was the State Dining Room. Jackson learned that 140 dinner guests could eat there at one time. "What a great place for a huge birthday party!" Jackson thought.


The Red Room was shown next. Red satin **adorned** its walls. The third room the **visitors** entered was the Blue Room. This room serves as the main **reception** room for the president's guests. Jackson wondered when the president would be out to greet him. After all, he was a guest, too.

The Green Room was the fourth room on the **tour**. This room serves as a parlor room for teas and receptions. Jackson and his family were not surprised to find green silk covering the walls in this room.


The last room was the biggest room in the White House. It was called the East Room. Here, guests are **entertained** after **formal** dinners. Jackson wanted to know if they could **vary** the entertainment by rolling in **huge** movie screens so they could all watch the latest movies. He wondered if kids were invited sometimes; maybe they had huge, bouncy boxes you could jump in. Perhaps they even set up ramps so all the kids could practice skateboarding and roller blading. How fun!

Jackson loved his tour of the White House. He was just sorry that he did not see the living quarters of the president's family. He wondered if the president had to make *his* bed every day!

Context clues are words or sentences that can help determine the meaning of a new word.



The White House




The Oval Office








# Choices, Choices!

Hurray! Spring break is here! Tommy's mom and dad are also on vacation from work all week. They want to plan all kinds of fun things to do, like biking, hiking, fishing, swimming, and tennis. They are hoping for some warm, enjoyable weather. However, they just cannot decide which day to do each activity. So, they decided to check the weather forecast in the newspaper before making final plans.



When you make predictions you use information from a story to determine what will happen next.

Monday	Tuesday	Wednesday	Thursday	Friday
				
a beauty with no clouds; high of 82	partly cloudy with a 40% chance of afternoon thunderstorms; high of 80	lingering showers until noon; then clearing and cooler with a high of 70	partly sunny with a high of 60	partly cloudy with a high of 65

1 Tommy and his dad want to spend one whole day fishing. On which day(s) might they not want to go fishing?

---

2 Which day would be the best day for swimming?

---

3 On which days do you think the family might wear jeans and jackets?

---



## America's First People

Native Americans lived in North and South America long before Europeans arrived. Their many tribal nations were spread throughout the two continents. The cultures, languages, and ways of life often differed by region. For example, the Indigenous peoples in the woodlands along the eastern coast of North America had a very different lifestyle than those who lived in the drier areas of the southwest.

The woodland nations inhabited the eastern half of what is now the United States. Their lands stretched from what is now the Canadian border in the north to the Gulf Coast in the south. They also extended east and west from the Atlantic Ocean all the way to the Mississippi River. The northern parts of this area had cold winters, but the whole region had warm summers. The Haudenosaunee, Wampanoag, Cherokee, and Chickasaw are just a few of the many tribal nations that lived in the east.

The Indigenous people of the southwest lived in a warm and dry region that covered a large area of the continent, which now makes up Arizona, New Mexico, southern Colorado, and northern Mexico. These areas were home to many tribal nations such as the Apache, Navajo (Diné), and Pueblo.

Housing was very different in these two different regions. Those in the east built a variety of homes, depending on their location. Northeastern nations lived in dome-shaped wigwams covered with sheets of bark or in longhouses. A longhouse was a large, rectangular shelter that was home to several related families, each living in its own section. Southeastern nations often built villages around a central public square where community events took place.

Southwestern nations lived in cliff houses or large, many-storied homes built from rock and a mud-like substance called adobe. These adobe dwellings could house many families.

Although there were many differences between the southwestern and eastern tribal nations, they both ate a lot of corn, beans, and squash. Hunting was important in both regions, although fishing was more significant in the east.

**To compare and contrast ideas in a passage, determine how the ideas are alike and how they are different.**





The tribal nations in both regions were excellent craftspeople. Those in the east made pottery, wicker baskets, and deerskin clothing. Those in the southwest made pottery, too. They were also skilled at spinning cotton and weaving it into cloth. This cloth was made into clothing.

Life for the Indigenous peoples of the eastern woodland and of the southwest may be different today than it was in the past, but learning about their incredible history is important.

1 Fill in the Venn diagram using the descriptions below.

wigwams and longhouses

made pottery

hunting

many-storied homes

corn, beans, and squash

fishing

Apache, Navajo (Diné), Pueblo

excellent craftspeople

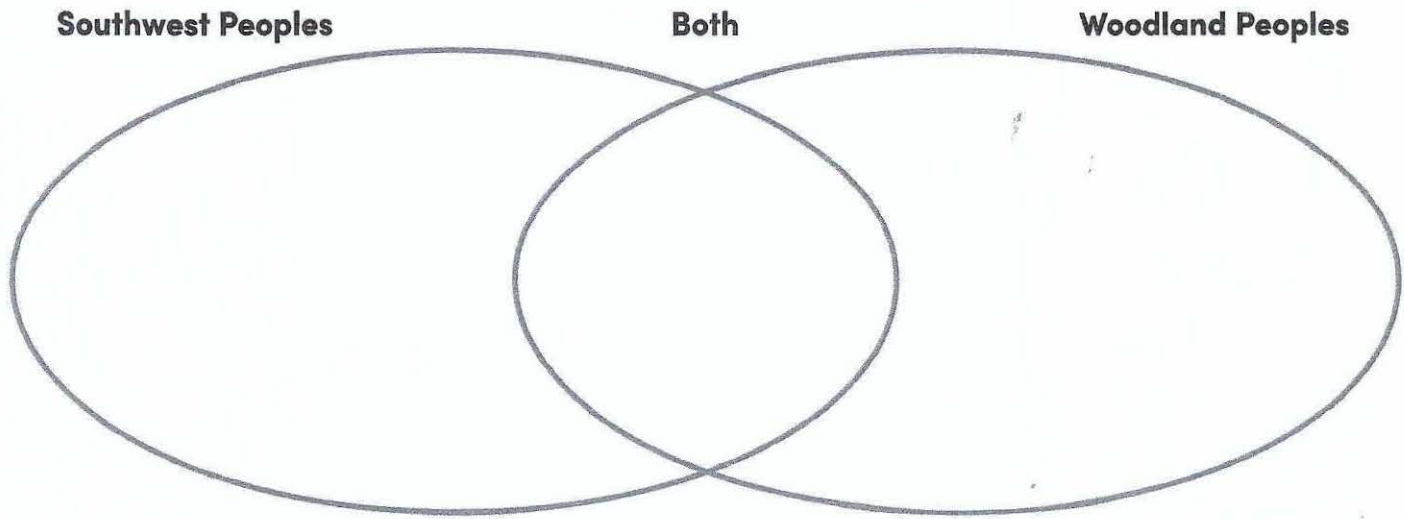
cold winters, warm summers

warm and dry

Arizona, New Mexico, southern Colorado,  
and northern Mexico

Canadian border to the Gulf Coast

Haudenosaunee, Wampanoag, Cherokee, Chickasaw



2 Circle the ways longhouses and adobe homes were alike.

large

one-family dwellings

fairly small

multiple-family dwellings

3 How was the climate in certain parts of the eastern woodlands different from other parts in the same region? \_\_\_\_\_

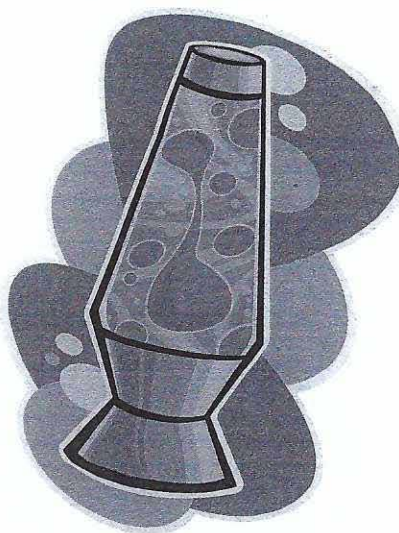
\_\_\_\_\_

\_\_\_\_\_



## Do-It-Yourself Lava Lamp

Lava lamps first made their appearance as a novelty item in 1963. They didn't contain actual boiling lava from an active volcano, but the liquid inside did move in much the same slow, burbling manner as lava does as it inches along. Now, you can make your own lava lamp with simple materials you probably already have at home.

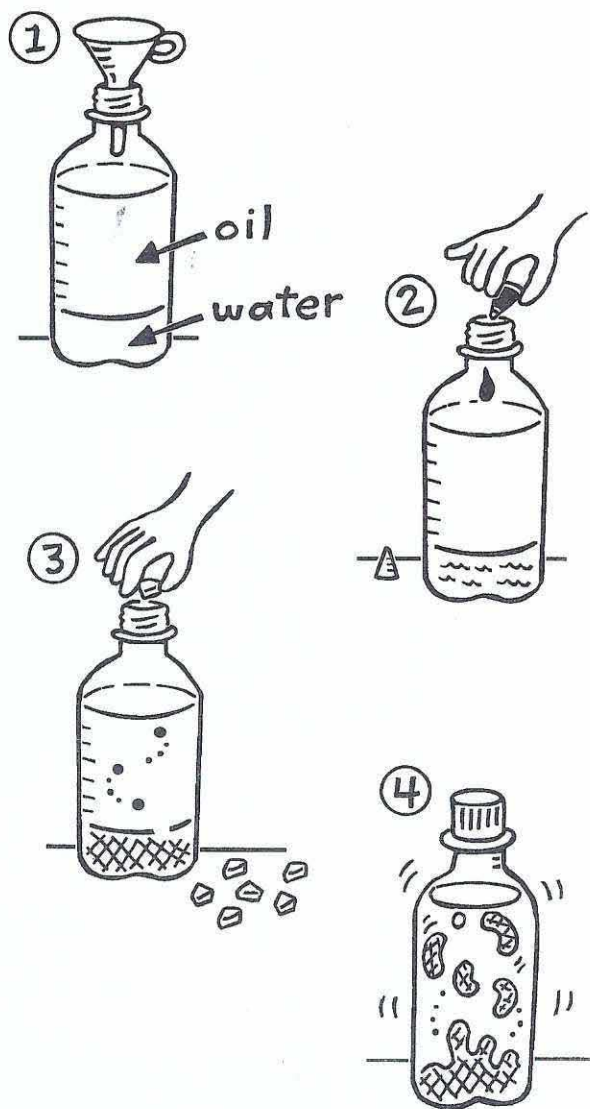


### Materials

- funnel
- empty 16-oz. clear plastic water bottle with screw-on cap
- 10 oz. vegetable oil
- tap water
- food coloring in a dark color
- 1 large antacid tablet

### Step-by-Step Instructions

1. Place the funnel in the bottle. Pour the oil into the funnel. Then add water until the bottle is almost full. Leave a little bit of space.
2. Add 12 drops of food coloring. Swirl gently to mix.
3. Break the antacid tablet into eight small pieces. Drop one piece of the tablet into the liquid. It will begin bubbling. When the bubbling stops, add another piece. Again, wait until the bubbling stops. Repeat until you use all the pieces.
4. When the bubbling finally stops, screw the top onto the bottle. Slowly tilt the bottle from side to side. Look for the blobby lava waves!





Answer each question. Give evidence from the science activity.

1 In Step 1, why do the instructions say to leave some space at the top of the bottle?

---

---

2 Explain why the activity includes two different lists.

---

---

3 Why do you think the instructions tell you to break the antacid tablet into eight small pieces? Explain.

---

---

4 Which of the following things might you see *burbling*?

- meat cooling off     oatmeal cooking  
 a potato baking     ice cubes melting

Tell how you chose your answer.

---

5 Based on the introduction and the picture, which best explains what a *novelty item* is?

- something invented at least 50 years ago  
 anything that can be used to provide light  
 a surprising new item people want to have  
 a scientific book, article, or project

What evidence in the text helped you choose your answer?

---

---



# Natural Processes


**Geology** is the study of Earth and the forces that shape and change it. Some changes happen gradually over time, while others happen quickly. Erosion and wind are examples of processes that cause slow changes. Volcanic eruptions and earthquakes are two processes that cause rapid changes on Earth.

Find geological processes that shape Earth in the puzzle below.

<b>AVALANCHES</b>	<b>EROSION</b>	<b>FLOODS</b>	<b>GLACIERS</b>	<b>LANDSLIDES</b>
<b>MUDSLIDES</b>	<b>SINKHOLES</b>	<b>TSUNAMI</b>	<b>VOLCANIC ERUPTIONS</b>	<b>WIND</b>

**HINT:**

VOLCANIC ERUPTIONS appears in the puzzle separately but the words cross each other.



W	N	K	T	S	U	N	A	M	I	N	L	Q
R	F	L	O	O	D	S	V	X	V	E	X	S
M	P	A	W	W	E	L	A	S	N	E	P	U
U	M	N	C	R	U	A	L	I	E	R	A	E
D	F	D	T	L	V	X	A	N	D	O	T	G
S	U	S	J	M	V	W	N	K	Y	S	N	L
L	M	L	I	U	O	J	C	H	T	I	O	A
I	W	I	N	D	L	S	H	O	K	O	S	C
D	H	D	P	G	C	T	E	L	L	N	W	I
E	G	E	Q	H	A	L	S	E	N	H	I	E
S	H	S	J	K	N	K	T	S	A	M	W	R
E	R	U	P	T	I	O	N	S	D	B	O	S
K	A	Q	R	N	C	B	U	S	Y	Q	Z	B



# I'm Convinced!

In a persuasive paragraph, you give an opinion about something and try to convince readers to think or feel the way you do. A convincing persuasive paragraph includes:


- a topic sentence that clearly states your opinion
- reasons that support your opinion
- a closing sentence that summarizes your opinion
- facts to back up your opinion

Pretend you are a world-famous chef who prepares dishes that include edible insects—insects that you can eat. You want to persuade people to include insects in their diet. Here is a topic sentence for a persuasive paragraph:

*Everyone should try cooking with insects.*

Here are some reasons and facts.

- Insects such as mealworms, crickets, and weevils are edible.
- People in many cultures around the world eat insects.
- Many insects are low in fat and rich in vitamins.
- Insects are really quite delicious.



Now put it all together. Write a persuasive paragraph that includes a title and a strong closing sentence. Remember the rules for writing a paragraph.

Paragraph Title: \_\_\_\_\_

Topic Sentence: \_\_\_\_\_

\_\_\_\_\_

Reasons/Facts: \_\_\_\_\_

\_\_\_\_\_

\_\_\_\_\_

\_\_\_\_\_

\_\_\_\_\_

Closing Sentence: \_\_\_\_\_

\_\_\_\_\_



# Parts of a Paragraph

A paragraph is a group of sentences that tells about one main idea. The **topic sentence** tells the main idea and is usually the first sentence. **Supporting sentences** tell more about the main idea. The **closing sentence** of a paragraph often retells the main idea in a different way. Here are the parts for one paragraph.

<b>Paragraph Title:</b>	Starting Over
<b>Topic Sentence:</b>	Today started off badly and only got worse.
<b>Supporting Sentences:</b>	<ol style="list-style-type: none"> <li>1. Everyone in my family woke up late this morning.</li> <li>2. I had only 15 minutes to get ready and catch the bus.</li> <li>3. I dressed as fast as I could, grabbed an apple and my backpack, and raced to get to the bus stop on time.</li> <li>4. Fortunately, I just made it.</li> <li>5. Unfortunately, the bus was pulling away when several kids pointed out that I had on two different shoes.</li> </ol>
<b>Closing Sentence:</b>	At that moment, I wanted to start the day over.



When you write a paragraph, remember these rules:

- **Indent** the first line to let readers know that you are beginning a paragraph.
- **Capitalize** the first word of each sentence.
- **Punctuate** each sentence correctly (? ! . ,).

Use all the information above to write the paragraph. Be sure to follow the rules.

\_\_\_\_\_ paragraph title

\_\_\_\_\_

\_\_\_\_\_

\_\_\_\_\_

\_\_\_\_\_

\_\_\_\_\_



\_\_\_\_\_

\_\_\_\_\_

\_\_\_\_\_




**ROOF ROOF** starring Woovis the Dog, Chuck Mantis, and Judy Frog




**FIGURE IT OUT!**

1. Section A (below) at Ha Ha's has 3 rows with 3 seats in each row. In how many seats would you have a neighbor on both your left side and your right side? \_\_\_\_\_



2. In how many seats in Section A would you have a neighbor on only one side?  
\_\_\_\_\_

3. Section B has 3 rows with 4 seats in each row. In how many seats would you have a neighbor on both your left side and your right side?  
\_\_\_\_\_



4. In how many seats in Section A would you have a neighbor on all 4 sides—on your left, on your right, in front of you, and behind you?  
\_\_\_\_\_




5. In how many seats in Section B would you have a neighbor on all 4 sides?  
\_\_\_\_\_

**SUPER CHALLENGE:** Section C has 3 rows with 5 seats in each row. In how many seats in Section C would you have a neighbor on all 4 sides? In how many seats would you have a neighbor on both your left side and your right side?



**LUCKY SEVEN** starring Rudy Rabbit and Monica Bear



2. The underlined number in this pattern is wrong. What number should go in its place? 4, 12, 20, 28, 36, 42, 52

\_\_\_\_\_

3. Replace the underlined number in this pattern with the correct number.  
2, 4, 8, 16, 24, 64, 128

\_\_\_\_\_

4. Write the next three letters in this pattern: A, C, E, G, I, \_\_, \_\_, \_\_.

\_\_\_\_\_


5. Write the next three numbers in this pattern: 407, 396, 385, 374, 363, \_\_, \_\_, \_\_.

\_\_\_\_\_

**SUPER CHALLENGE:** Find the wrong number in this pattern. Then write the number that should go in its place: 1, 3, 9, 27, 36, 243 .



**BURNT CAKE** starring Judy Frog and Steve Hummingbird



**FIGURE IT OUT!**

1. Judy put her cake in the oven at 6:45 p.m. That cake started to burn at 8:30 p.m. How long was the cake in the oven before it began burning? \_\_\_\_\_

2. Judy's cakes all take the same time to burn. The next day, Judy puts another cake in the oven at 12:25 p.m. What time will the cake begin to burn?

\_\_\_\_\_

3. Judy baked an apple pie for  $1\frac{1}{3}$  hours. If she started baking the pie at 9:30 a.m., when was it done?

\_\_\_\_\_

4. An apple pie bakes for  $1\frac{1}{3}$  hours. When will the pie be done if it is put in the oven at 11:40 a.m.?

\_\_\_\_\_



5. Judy started work at 8:30 a.m. She worked for  $8\frac{3}{4}$  hours. What time did she finish work?

\_\_\_\_\_

**SUPER CHALLENGE:** Find a cookie recipe in a cookbook. How long will it take to make 3 batches of cookies using the cookbook recipe?



**LATE TO WORK** starring Judy Frog and Sal and Al Gator



**FIGURE IT OUT!**

1. Judy slept from 10 p.m. Saturday to 8 a.m. Sunday. How many hours did she sleep in all?

\_\_\_\_\_

2. Judy normally goes to bed at 9 p.m. and wakes up at 6:30 a.m. How many hours of sleep is that?

\_\_\_\_\_

3. One night Judy stays up late and goes to bed at 10:30 p.m. What time should she wake up the next day to get her normal amount of sleep?

\_\_\_\_\_

4. Al Gator normally goes to bed at 9:30 p.m. and gets up at 8:30 a.m. On Wednesday, Al went to bed an hour later and got up an hour earlier Thursday morning. How many hours did he sleep?

\_\_\_\_\_

5. On Thursday, Al went to sleep an hour and a half earlier than normal. He got up an hour and a half earlier than his normal wake-up time. How many hours did he sleep?




\_\_\_\_\_

**SUPER CHALLENGE:** Judy needs 2 hours to get ready for work. If her clock is 1 hour fast, for what time should she set her alarm to arrive at work at an actual time of 8:30 a.m.?

Comic-Strip Math: Problem-Solving © 2010 by Dan Greenberg, Scholastic Teaching Resources



**GOT THE TIME?** starring Rudy Rabbit and Harry Horse



**FIGURE IT OUT!**

1. The time on Harry Horse's first watch reads 11:30. What time is it on the second watch?

\_\_\_\_\_

2. Suppose Harry's first watch is 1 hour ahead of the second watch. The second watch reads 8:00. What time is it on Harry's first watch?

\_\_\_\_\_

3. The time on a clock is 5:08. What time will it be in 17 minutes? What time will it be in 45 minutes?

\_\_\_\_\_

4. The time on a clock is 11:30. What time will it be in 35 minutes? What time will it be in 1 hour and 15 minutes?

\_\_\_\_\_


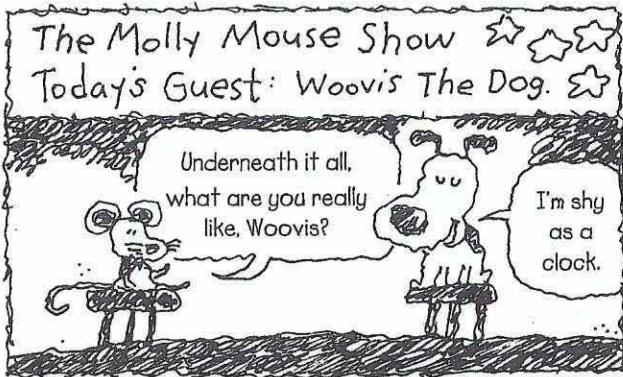
5. The time on a clock is 2:37. What time will it be in 4 hours and 14 minutes? What time will it be in 9 hours and 23 minutes?

\_\_\_\_\_

**SUPER CHALLENGE:** The time on a clock is 3:22. What time was it 24 minutes earlier? What time was it 56 minutes earlier?



**THE MOLLY MOUSE SHOW** starring Molly Mouse and Woovis the Dog



**FIGURE IT OUT!**

- At 12 noon, the alarm on a clock is set to go off in 30 minutes. Where will the hands of the clock be when the alarm goes off? What number will be covered? \_\_\_\_\_

2. At 12:00, the minute hand and the hour hand line up at exactly the same place on a clock. The alarm is set to go off the next time the two hands line up in exactly the same place. What time will it be when the alarm goes off?

\_\_\_\_\_

3. An alarm is set to ring every 30 minutes starting at 2:00. When will it ring between 2:00 and 4:30?

\_\_\_\_\_

4. An alarm is set to ring every hour and a half beginning at 11:00. Will the alarm ring at 2:30 or 3:30?

\_\_\_\_\_




5. An alarm rings every 12 minutes starting at 12:00. When will it ring between 12:00 and 2:00?

\_\_\_\_\_

**SUPER CHALLENGE:** An alarm is set to ring every 20 minutes starting at 12:00. How many times will the alarm ring from 12:00 and 7:00?



**NICE HAT** starring Woovis the Dog and Rudy Rabbit



**FIGURE IT OUT!**

1. Rudy Rabbit decides he couldn't wait 1,000 years to call. Instead, he would wait only 17 years. To the nearest ten, how many years does Rudy wait? \_\_\_\_\_

2. Suppose Rudy calls after 54 years. To the nearest ten, how many years is this?

\_\_\_\_\_

3. Suppose Rudy waits 133 years. To the nearest ten, how many years is this? To the nearest hundred?

\_\_\_\_\_

4. Suppose Rudy waits 452 years. To the nearest hundred, how many years is this? To the nearest ten?

\_\_\_\_\_




5. Suppose Rudy calls after 687 years. To the nearest hundred, how many years is this? To the nearest thousand?

\_\_\_\_\_

**SUPER CHALLENGE:** Rounded to the nearest hundred, a number equals 1,000. What is the smallest value that this number can have?



**THE TREE** starring Rowena Pig and Itchy Squirrel



**FIGURE IT OUT!**

1. The apple that hit Rowena Pig fell from a branch that is 30 feet above the ground. How far is the branch from the top of the 100-foot tree?

\_\_\_\_\_

2. Rowena's ladder reaches up to 50 feet. How many feet shorter is the ladder than the 100-foot tree?
- \_\_\_\_\_
3. Starting on the ground, Itchy Squirrel climbs 20 feet up the tree. Then she stops to rest. She climbs 37 feet more and stops to rest again. How many feet did Itchy climb up the tree?
- \_\_\_\_\_
4. Rowena climbs 47 feet up the tree. Then an apple falls on her. The apple fell from a branch that is 92 feet up the tree. How many feet did the apple drop before hitting Rowena?
- \_\_\_\_\_
5. Itchy climbs 57 feet up the 100-foot tree. Then she climbs down 28 feet. How many feet is she from the top of the tree?
- \_\_\_\_\_

**SUPER CHALLENGE:** Itchy is 20 feet from the top of the 100-foot tree. She jumps straight across to a second tree. Now she's 30 feet from the top of the second tree. How tall is the second tree?



**SKILL****Addition & Subtraction**

Name: \_\_\_\_\_

**YOU DON'T SAY** starring Woovis the Dog and Moovis the Cow

**THE MOOVIS AND WOOVIS SHOW**

**FIGURE IT OUT!**

- In their comedy act, Moovis and Woovis told 7 utterly funny jokes and 4 udderly funny jokes. How many jokes did they tell in all?  
\_\_\_\_\_

- Woovis told 16 dog biscuit jokes. The audience laughed at all but 7 of them. How many dog biscuit jokes did the audience laugh at?  
\_\_\_\_\_
- Woovis and Moovis were on stage for a total of 45 minutes. Before the intermission, they were on stage for 21 minutes. How long were they on stage after the intermission?  
\_\_\_\_\_
- The Woovis and Moovis Show played for 5 nights in New York. The show played for twice as many nights in Chicago than it played in New York. How many nights did the show play in all?  
\_\_\_\_\_
- In New York, Woovis and Moovis were paid a combined total of \$10 for each show. But Woovis earned \$2 more for each show than Moovis earned. How much did each animal earn for each show?  
\_\_\_\_\_

**SUPER CHALLENGE:** The Woovis and Moovis Show needs jokes. Can you help them out? Find or make up a good joke that has a math problem in it. Then write your joke and display it in class. Add pictures if you wish!

